



Unit 4 Week 3: **Take Action!**

EQ: What can people do to bring about positive change?




BIOGRAPHY

- *bio*= life *graph*= writing
- Informational Text
- Tells about the life of a real person
- Written by another person
- Describes the person's talents, achievements, and how he/she affected others
- Written in logical order
- Often includes photographs and captions



Author's POINT OF VIEW

- An author's point of view is the author's attitude toward the person or subject s/he is writing about.
- Look at the details, descriptions, and reasons/evidence for points the author makes.
- Author's Purpose/Intent
 - Figuring out the Author's Point of View will also help you figure out the author's reason for writing the text



SUMMARIZE

- Sort the most important ideas and key details, retell them in your OWN words
- Facts ONLY (no opinions about the content)
- Nonfiction Summary:
 - Tell what the main idea is
 - Include important details (1 for each subsection)
 - Include key words & YOUR words
 - Short (don't tell too much)




PREFIXES & SUFFIXES

- Use prefixes & suffixes to find the meaning of unfamiliar words

- Prefixes are added to the beginning of a word to change its meaning

– *un-, in-, non-* = *not*

– *en-* = *make*



- Suffixes are added to the end of a word to alter its meaning

– *er-, or-* = a person who

– *-ly* = in a specified manner

PREPOSITIONS

- Preposition= a word which is used before a noun to show its connection to another word in the sentence.
 - The cat rests *under* the sofa.
 - She is standing *by* the car.

